




# AS-6P30

## POLYCRYSTALLINE MODULE



### ADVANCED PERFORMANCE & PROVEN ADVANTAGES

- High module conversion efficiency up to 16.90% through advanced manufacturing technology.
- Low degradation and excellent performance under high temperature and low light conditions.
- Robust aluminum frame ensures the modules to withstand wind loads up to 2400Pa and snow loads up to 5400Pa.
- Positive power tolerance of 0 ~ +3 %.
- High ammonia and salt mist resistance.
- Potential induced degradation (PID) resistance.

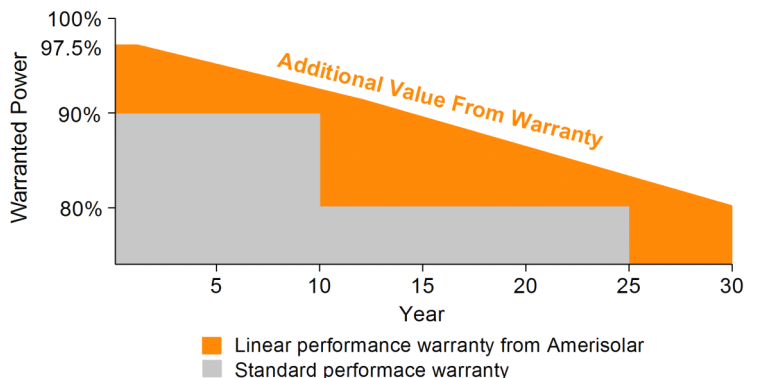
### CERTIFICATIONS

- IEC61215, IEC61730, IEC62716, IEC61701, UL1703, CE, ETL(USA), JET(Japan), J-PEC(Japan), MCS(UK), CEC(Australia), FSEC(FL-USA), CSI Eligible(CA-USA), Israel Electric(Israel), Kemco(South Korea), InMetro(Brazil), TSE(Turkey)
- ISO9001:2008: Quality management system
- ISO14001:2004: Environmental management system
- OHSAS18001:2007: Occupational health and safety management system

### SPECIAL WARRANTY

- 12 years limited product warranty.
- Limited linear power warranty: 12 years 91.2% of the nominal power output, 30 years 80.6% of the nominal power output.

**Passionately  
committed to  
delivering innovative  
energy solution**



## ELECTRICAL CHARACTERISTICS AT STC

Nominal Power ( $P_{max}$ )	240W	245W	250W	255W	260W	265W	270W	275W
Open Circuit Voltage ( $V_{oc}$ )	37.7V	37.9V	38.0V	38.1V	38.2V	38.3V	38.4V	38.5V
Short Circuit Current ( $I_{sc}$ )	8.57A	8.66A	8.75A	8.83A	8.90A	8.98A	9.06A	9.15A
Voltage at Nominal Power ( $V_{mp}$ )	29.9V	30.1V	30.3V	30.5V	30.7V	30.9V	31.1V	31.3V
Current at Nominal Power ( $I_{mp}$ )	8.03A	8.14A	8.26A	8.37A	8.47A	8.58A	8.69A	8.79A
Module Efficiency (%)	14.75	15.06	15.37	15.67	15.98	16.29	16.60	16.90
Operating Temperature	-40°C to +85°C							
Maximum System Voltage	1000V DC							
Fire Resistance Rating	Type 1(UL1703)/Class C(IEC61730)							
Maximum Series Fuse Rating	15A							

STC: Irradiance 1000W/m<sup>2</sup>, Cell temperature 25°C, AM1.5

## ELECTRICAL CHARACTERISTICS AT NOCT

Nominal Power ( $P_{max}$ )	177W	180W	184W	188W	191W	195W	199W	202W
Open Circuit Voltage ( $V_{oc}$ )	34.7V	34.9V	35.0V	35.1V	35.2V	35.3V	35.4V	35.5V
Short Circuit Current ( $I_{sc}$ )	6.94A	7.01A	7.09A	7.15A	7.21A	7.27A	7.34A	7.41A
Voltage at Nominal Power ( $V_{mp}$ )	27.2V	27.4V	27.6V	27.8V	27.9V	28.1V	28.3V	28.5V
Current at Nominal Power ( $I_{mp}$ )	6.51A	6.57A	6.67A	6.77A	6.85A	6.94A	7.04A	7.09A

NOCT: Irradiance 800W/m<sup>2</sup>, Ambient temperature 20°C, Wind Speed 1 m/s

## MECHANICAL CHARACTERISTICS

Cell type	Polycrystalline 156x156mm (6x6inches)
Number of cells	60 (6x10)
Module dimensions	1640x992x40mm (64.57x39.06x1.57inches)
Weight	18.5kg (40.8lbs)
Front cover	3.2mm (0.13inches) low-iron tempered glass
Frame	Anodized aluminum alloy
Junction box	IP67, 3 diodes
Cable	4mm <sup>2</sup> (0.006inches <sup>2</sup> ), 900mm (35.43inches)
Connector	MC4 or MC4 compatible

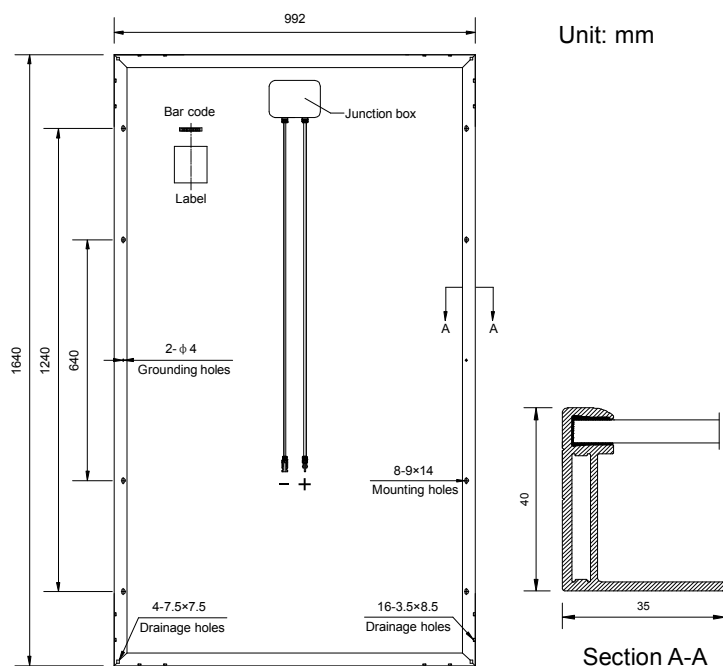
## TEMPERATURE CHARACTERISTICS

Nominal Operating Cell Temperature (NOCT)	45°C ±2°C
Temperature Coefficients of $P_{max}$	-0.43%/°C
Temperature Coefficients of $V_{oc}$	-0.33%/°C
Temperature Coefficients of $I_{sc}$	0.056%/°C

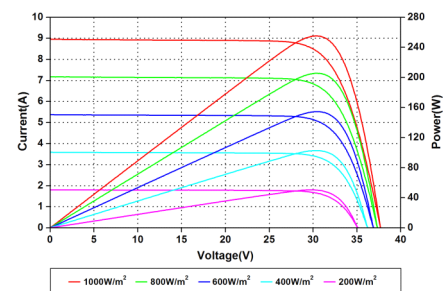
## PACKAGING

Standard packaging	26pcs/pallet
Module quantity per 20' container	312 pcs
Module quantity per 40' container	728 pcs

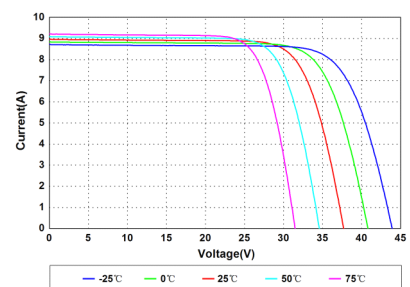
## ENGINEERING DRAWINGS



## IV CURVES



Current-Voltage and Power-Voltage Curves at Different Irradiances



Current-Voltage Curves at Different Temperatures

Specifications in this datasheet are subject to change without prior notice.